

Handwriting practice

Curly Caterpillar Letters

c

c

a

a

o

o

q

q

g

g

d

d

e

e

s

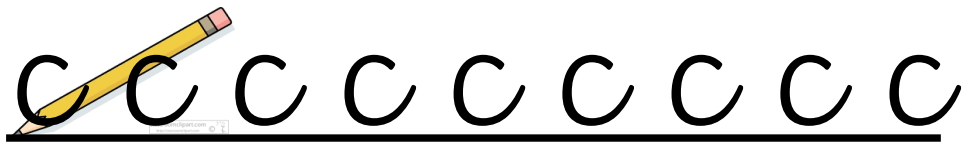
s

f

f

Handwriting practice...

First, we are going to practice joining forming the sound c. Remember to say 'curl around the caterpillar'.




Challenge: Have a go at writing these words:

could

child

children



Handwriting practice...

First, we are going to practice joining forming the sound a. Remember to say 'around the apple and down the leaf'.

 a a a a a a a a

Challenge: Have a go at writing these words:

ask

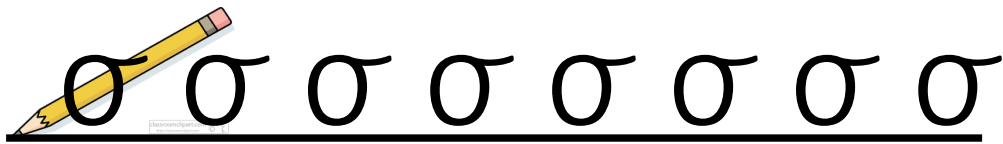
are

all




Handwriting practice...

First, we are going to practice joining forming the sound *o*. Remember to say 'all around the orange'.



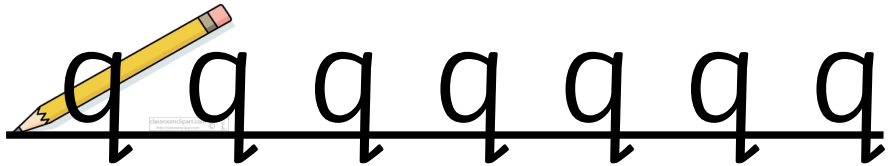
Challenge: Have a go at writing these words:

of
one
once



Handwriting practice...

First, we are going to practice joining forming the sound q. Remember to say 'round her head, up past her earrings and down her hair'.



Challenge: Have a go at writing these words:

quit

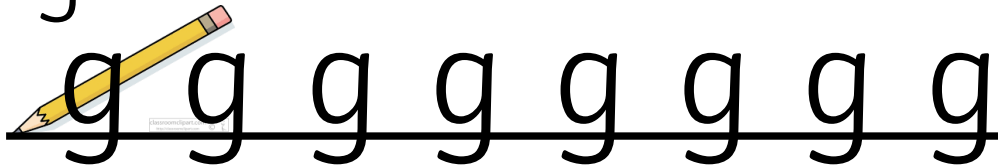
queen

quiz



Handwriting practice...

First, we are going to practice joining forming the sound g. Remember to say 'around the girl's face, down her hair and give her a curl'.



Challenge: Have a go at writing these words:

go

great

gold



Handwriting practice...

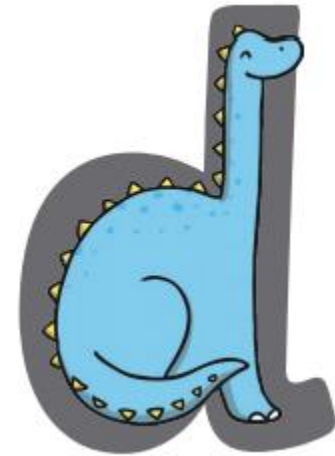
First, we are going to practice joining forming the sound d. Remember to say 'around the dinosaur's bottom, up his tall neck and down to his feet'.



Challenge: Have a go at writing these words:

do

door



Handwriting practice...

First, we are going to practice joining forming the sound e. Remember to say 'lift off the top, scoop out the egg'.



Challenge: Have a go at writing these words:

we she

me the

be he



Handwriting practice...

First, we are going to practice joining forming the sound s. Remember to say 'slither down the snake'.



Challenge: Have a go at writing these words:

so

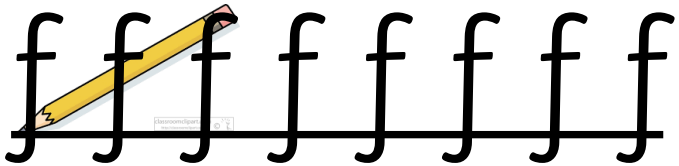
she

said



Handwriting practice...

First, we are going to practice joining forming the sound f. Remember to say 'down the stem and draw the leaves'.



Challenge: Have a go at writing these words:

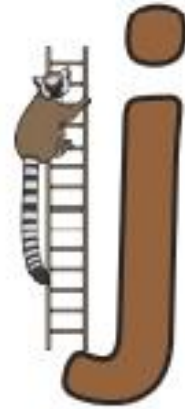
floor

full

friend



Handwriting practice



Handwriting practice...

First, we are going to practice joining forming the sound l. Remember to say 'down the long leg'.



Challenge: Have a go at writing these words:

love


full

pull



Handwriting practice...

First, we are going to practice joining forming the sound i. Remember to say 'down his body, dot for his head'.




Challenge: Have a go at writing these words:

friend

find

kind



Handwriting practice...

First, we are going to practice joining forming the sound j. Remember to say 'down his body, curl and dot.'



Challenge: Have a go at writing these words:

jam

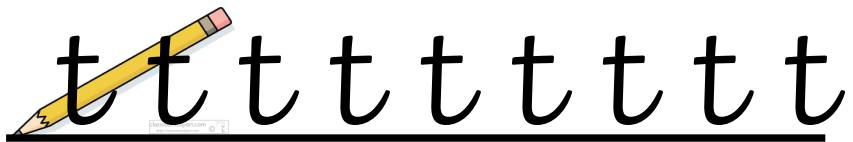
jump

jar



Handwriting practice...

First, we are going to practice joining forming the sound t. Remember to say 'down the tower, across the tower'.



Challenge: Have a go at writing these words:

the
they
there



Handwriting practice...

First, we are going to practice joining forming the sound u. Remember to say 'down and under, up to the top and draw the puddle'.



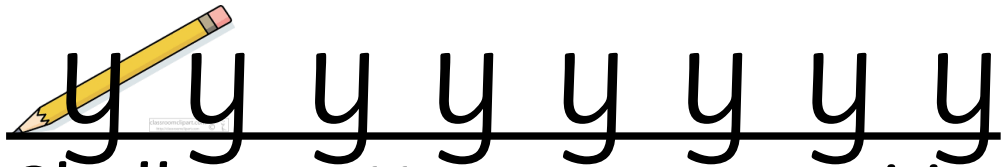
Challenge: Have a go at writing these words:

put
you
your



Handwriting practice...

First, we are going to practice joining forming the sound y. Remember to say 'down a horn, up a horn and under his head'.



Challenge: Have a go at writing these words:

by

my

today



Handwriting practice



Handwriting practice...

First, we are going to practice joining forming the sound r. Remember to say 'down his back, curl over his arm'.




Challenge: Have a go at writing these words:

were

there

where



Handwriting practice...

First, we are going to practice joining forming the sound m. Remember to say 'maisie, mountain, mountain'.

 m m m m m m

Challenge: Have a go at writing these words:

me

Mrs

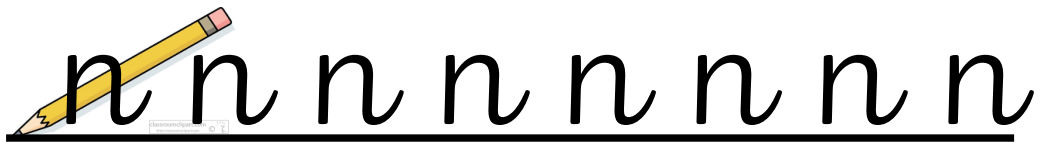
my

Mr



Handwriting practice...

First, we are going to practice joining forming the sound n. Remember to say 'down nobby and over his net'.



Challenge: Have a go at writing these words:

no

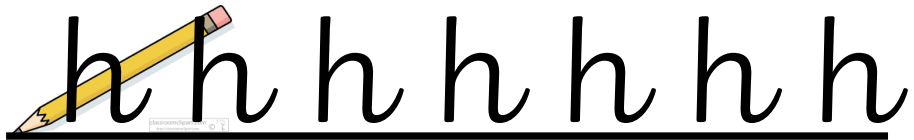
only

any



Handwriting practice...

First, we are going to practice joining forming the sound h. Remember to say 'down the head to the hooves and over his back'.




Challenge: Have a go at writing these words:

house


half

hour



Handwriting practice...

First, we are going to practice joining forming the sound b. Remember to say 'down the laces to the heel and over the toe'.

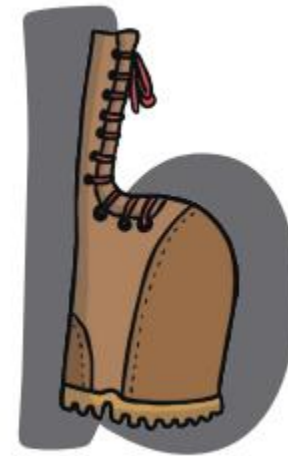
 b b b b b b b

Challenge: Have a go at writing these words:

be


because

beautiful



Handwriting practice...


First, we are going to practice joining forming the sound k. Remember to say 'down the kangaroo's body, give him tail, give him a leg'.

 k k k k k k k k k

Challenge: Have a go at writing these words:

ask

kind



Handwriting practice...

First, we are going to practice joining forming the sound p. Remember to say 'down the plait and over the pirate's face'.



Challenge: Have a go at writing these words:

put

poor

path

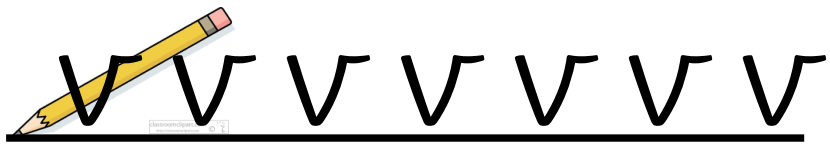


Handwriting practice



Handwriting practice...

First, we are going to practice joining forming the sound v. Remember to say 'down a wing, up a wing'.



Challenge: Have a go at writing these words:

very

move

improve



Handwriting practice...

First, we are going to practice joining forming the sound w. Remember to say 'down up, down up'.

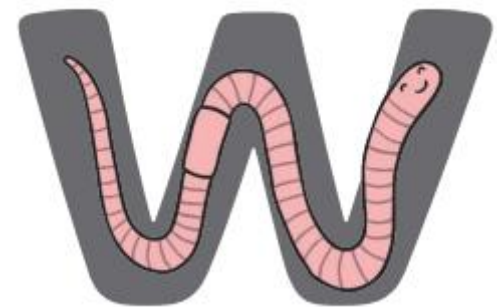


Challenge: Have a go at writing these words:

was

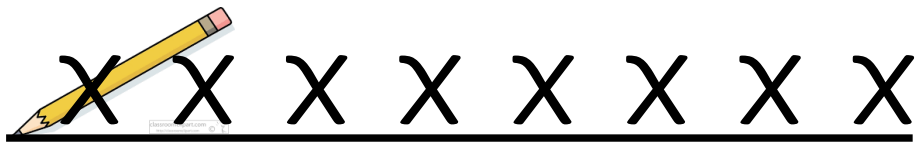
where

were



Handwriting practice...

First, we are going to practice joining forming the sound x. Remember to say 'down the arm and leg and repeat the other side'.



Challenge: Have a go at writing these words:

fix

box

fox



Handwriting practice...

First, we are going to practice joining forming the sound z. Remember to say 'zig, zag, zig'.



Challenge: Have a go at writing these words:

zap

zip

buzz

