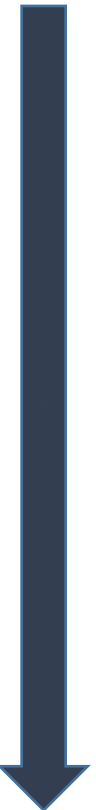

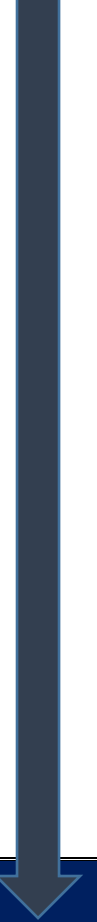
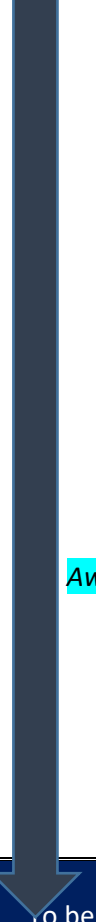





'Under the sea'

Year 1 & 2, Summer 2 2025

At Bishop Bronescombe, we strive to live by our Christian Values to inspire the very best in our pupils. We work together with passion to create a trusting, nurturing environment where everyone feels valued, secure and respected. We provide exciting and engaging opportunities to allow our pupils to persevere, thrive and achieve; to make the most of God's gifts and to develop their talents. We encourage children to take risks and show courage, having high expectations of each other and high aspirations for the future. Our aim is to ensure our children become successful, and compassionate, citizens of the future.

RE 'What makes some people and places in Cornwall sacred?'	Computing 2create a story	History	Science – Living things and their habitats	PE – Attacking and defending
Key Vocabulary Celtic cross, church, sacred, holy, St Piran, St Sampson, standing stones	Key Vocabulary Animation, background, clip-art gallery, e-book, edit, font, sound, sound effect, text	Key Vocabulary	Key Vocabulary Mammals, fish, reptile, amphibian, bird, carnivore, herbivore, omnivore, habitat, microhabitat, food chain	Key Vocabulary Attack, defend, goal, score, space, mark, dodge, pass, skills, points, team, player, invade, warm up, cool down
 <ul style="list-style-type: none">Who was St Piran?How do people celebrate St. Piran's day?Were there any other Cornish saints?Which places are sacred for believers?What makes a church sacred?Are there other 'sacred' places in Cornwall?	 <ul style="list-style-type: none">How can I use drawing tools and save a page that I have created?How can I add an animation to a picture?How can I add different sounds to a picture?How can I add a background to a story and use all of the '2 create a story' tools effectively?How can I use the copy and paste feature and use everything that I have learned to complete an animated story?	 <p>No History this half-term</p>	 <ul style="list-style-type: none">How can I sort animals into groups?Can I describe the different animal groups?Can I name animals and plants in my local habitat?What animals can I find in a microhabitat?What do different animals eat?What is a food chain? <p>Awe and wonder moment – looking at all of the animals in the world</p> <p>Identifying animals and plants in our local habitat</p>	 <ul style="list-style-type: none">How can I use space within a game?How can I effectively mark another player?How can I defend the space between two players?How can I pass the ball to another player?How can I get past a defender?How can I use attacking and defending skills within a game? <p>Outdoor learning – PE lessons outside this half-term</p>
End Point: To be able to answer the question – 'What makes some people and places in Cornwall sacred?'	End Point: To use '2create a story' to create an ebook	End Point:	End Point: To be able to identify different habitats and the animals that live in them.	End Point: To be able to run, throw and jump in a competitive situation (sports day)



'Under the sea'

Year 1 & 2, Summer 2 2025

At Bishop Bronescombe, we strive to live by our Christian Values to inspire the very best in our pupils. We work together with passion to create a trusting, nurturing environment where everyone feels valued, secure and respected. We provide exciting and engaging opportunities to allow our pupils to persevere, thrive and achieve; to make the most of God's gifts and to develop their talents. We encourage children to take risks and show courage, having high expectations of each other and high aspirations for the future. Our aim is to ensure our children become successful, and compassionate, citizens of the future.

PSHE/SRE 'Changing me'	Music Our Big Concert/Graduation	Art	Design Technology	Geography –
Key Vocabulary changes, adulthood, lifecycle, baby, grown up, male, female, penis, testicles, vulva, vagina, anus, learn, new, grow, touch, boundaries, change SRE: Friendship, communication, feelings, reconcile, exercise, sleep, wise choices	Key Vocabulary Dynamics, forte, piano, legato, staccato,	Key Vocabulary Clay, tools, rolling, carving, squeezing, Mixed media, abstract, background, tones, technique,	Key Vocabulary	Key Vocabulary
<div><div></div><ul style="list-style-type: none">Can I name the stages of the human lifecycle?How do humans change as they grow?What activities can humans do at the different stages of life?What are the physical differences between boys and girls?Can I discuss the different types of touch and what I am comfortable with?What am I looking forward to next year in my new class?<p><i>Awe and wonder moment – thinking about how each baby is a miracle</i></p><p><u>SRE</u></p><ul style="list-style-type: none">How do we love and care for our friends?How do we love and care for ourselves?</div>	<div><div></div><p><i>(focus on graduation performance, whilst using elements from Charanga)</i></p><ul style="list-style-type: none">Can I find the pulse and keep the beat by moving my body?How can I create musical interest in a song by changing dynamics?Can I recognise the difference between two different styles of music?Can I memorise a song in preparation for a performance?Can I sing as part of a group and communicate the words effectively?Can I create a better all-round performance by appropriate actions and movement to the songs I sing?</div>	<div><div></div><ul style="list-style-type: none">What is sculpting?What skills do I need for sculpting?How can I create my own sculpture in the style of Suzie Marsh?What is 'mixed media'?What is abstract art?How can I create my own 'sea themed' art using mixed media?</div>	<div><div></div><p>No DT this half-term</p></div>	<div><div></div><p>No Geography this half-term</p></div>
End Point: To have the strategies to cope with change when they arise. SRE: To know how to care for ourselves and others	End Point: To be able to perform different songs clearly and rhythmically as part of the year 2 graduation performance	End Point: To create a clay sea creature To create a sea themed piece of mixed media artwork	End Point:	End Point: